



ELECTRIC BOLT

Access Control System



SPECIFICATION


ELECTRIC BOLT

ML200(210mmL x 34mmW x 41mmD)

- FAIL SAFE TYPE
- INITIAL CURRENT 0.9A
- STAND-BY CURRENT 0.3A
- COVER PLATE(210mmL x 42mmW x 0.8mmD)
- FACE PLATE (200mmL x 34mmW x 3mmD)
- STRIKE : MORTISE (98mmL x 24mmW x 27mmD)
- BOLT : 15.5 DIA. STAINLESS STEEL, 17mm THROW

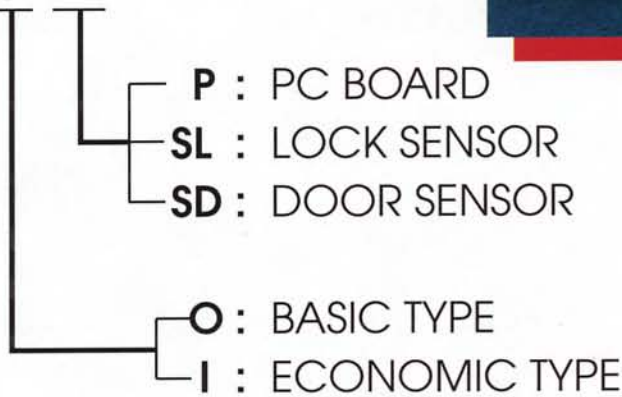
ML201(205mmL x 48mmW x 39mmD)

- FAIL SAFE TYPE
- INITIAL CURRENT 0.7A
- STAND-BY CURRENT 0.2A
- FACE PLATE (205mmL x 48mmW x 2mmD)
- STRIKE : MORTISE (98mmL x 24mmW x 26.5mmD)
- BOLT : 15.5 DIA. STAINLESS STEEL, 15mm THROW

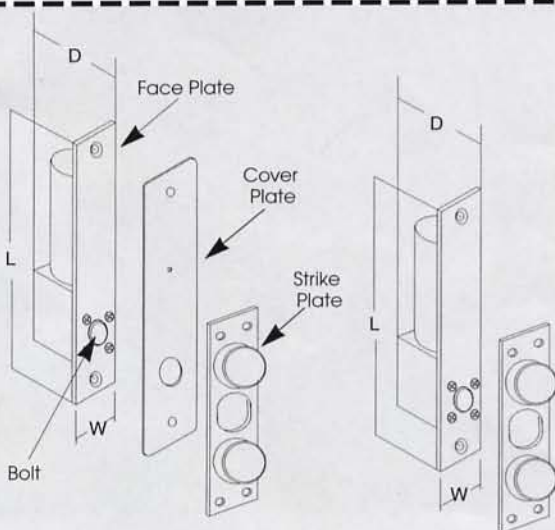


ORDERING INFORMATION

ML 2 0 0 X



DIMENSION



TYPICAL INSTALLATION

